





Data Sheet | Item Number: 221-415

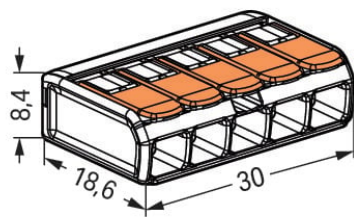
Splicing connector with levers; for all conductor types; max. 4 mm²; 5-conductor; with levers; transparent housing; Surrounding air temperature: max 85°C (T85); 4,00 mm²; transparent

<https://www.wago.com/221-415>



Color: ☐ transparent





Dimensions in mm



Your benefits:

- Ease of use – pull the lever up, insert a conductor and push the lever back down
- Available as 2-, 3- and 5-wire connectors
- Easily terminate conductors from 0.14 to 4 mm²
- Connect solid, stranded and fine-stranded conductors
- Save time for installers and device manufacturers
- Quickly install devices with higher power consumption
- Safely install long cable runs with larger conductor cross sections
- Mounting carrier for installation conforms to standards
- Custom carriers are possible

Notes	
Sicherheitshandhabungshinweis	<div>Attention: Observe operating instructions, danger to life and limb!</div> <div><ul style="list-style-type: none">• Only to be used by electricians!• Do not work under voltage/load!• Use only for proper use!• Observe national regulations/standards/guidelines!• Observe technical specifications for the products!• Observe the number of permissible potentials!• Do not use damaged/dirty components!• Observe conductor types, cross-sections and strip lengths!• Insert conductor until it hits the product's backstop!• Use original accessories!</div> <div>To be sold only with installation instructions!</div>
Safety information	in grounded power lines



Electrical data							
Ratings per				EN 60664			
Overvoltage category	III	III	II				
Pollution degree	3	2	2				
Nominal voltage	-	-	450 V				
Rated surge voltage	-	-	4 kV				
Rated current	-	-	32 A				

Approvals per				UL 486C			
Use group	B	C	D				
Rated voltage	-	600 V	-				
Rated current	-	20 A	-				

Connection data							
Connection points	5						
Total number of potentials	1						

Connection 1	
Connection technology	CAGE CLAMP®
Actuation type	Lever
Connectable conductor materials	Copper
Nominal cross-section	4 mm² / 12 AWG
Solid conductor	0.2 ... 4 mm² / 24 ... 12 AWG
Stranded conductor	0.2 ... 4 mm² / 24 ... 12 AWG
Fine-stranded conductor	0.14 ... 4 mm² / 24 ... 12 AWG
Strip length	11 mm / 0.43 inches
Wiring direction	Side-entry wiring

Physical data	
Width	30 mm / 1.181 inches
Height	8.4 mm / 0.331 inches
Depth	18.8 mm / 0.732 inches

Material data	
Note (material data)	Information on material specifications can be found here
Color	transparent
Insulation material	Polycarbonate (PC)
Flammability class per UL94	V2
Fire load	0.089 MJ
Actuator color	orange
Weight	4 g




Environmental requirements	
Ambient temperature (operation)	+85 °C
Continuous operating temperature	105 °C
Temperature marking per EN 60998	T85



Commercial data		
Product Group	7 (Push Wire Conn.)	
eCl@ss 10.0	27-14-11-04	
eCl@ss 9.0	27-14-11-04	
ETIM 8.0	EC000446	
ETIM 7.0	EC000446	
PU (SPU)	250 (25) pcs	
Packaging type	Box	
Country of origin	DE	
GTIN	4055143234658	
Customs tariff number	85369010000	

Environmental Product Compliance		
RoHS Compliance Status	Compliant, No Exemption	

Approvals / Certificates		
General approvals		Declarations of conformity and manufacturer's declarations
   		
Approval	Standard	Certificate Name
CCA DEKRA Certification B.V.	EN 60998	NTR NL-7990
cULus_Listed_667F Underwriters Laboratories Inc.	UL 486C	E69654
ENEC 05 DEKRA Certification B.V.	EN 60669, EN 60998	71-127529
UL_Listed_64KA UL International Germany GmbH	UL 467	E201573
Approval	Standard	Certificate Name
EU-Declaration of Confor- mity WAGO GmbH & Co. KG	-	-
UK-Declaration of Confor- mity WAGO GmbH & Co. KG	-	-

Approvals for marine applications		
  		
Approval	Standard	Certificate Name
ABS American Bureau of Ship- ping	-	18-HG1755093-PDA
DNV GL Det Norske Veritas, Ger- manischer Lloyd	EN 60998	TAE000015T
LR Lloyds Register	EN 60998	LR22207029TA

Downloads

Environmental Product Compliance

Compliance Search

Environmental Product Compliance 221-415

↓

Documentation				
Bid Text				
221-415	19.02.2019	xml 3.43 KB	↓	
221-415	23.01.2019	docx 15.31 KB	↓	
ausschreiben.de 221-415			↓	

CAD/CAE-Data			
CAD data		CAE data	
2D/3D Models 221-415	↓	EPLAN Data Portal 221-415	↓
		ZUKEN Portal 221-415	↓

- 1 Compatible Products
- 1.1 Optional Accessories
- 1.1.1 General accessories
- 1.1.1.1 Empty housings



Item No.: 207-4301
Junction box; Branch; for multicore cables; 221 Series; max. 4 mm² connectors; without splicing connectors; white

- 1.1.1.2 Moisture protection
-
- Item No.: 207-1332**
Gelbox; Branch; for cables; with gel; 221, 2x73 Series; max. 4 mm² connectors; without splicing connectors; Size 2; gray



1.1.2 Jumper

1.1.2.1 Jumper



Item No.: 221-941/000-006
Jumper; for conductor entry; 2-way; insulated; blue

Item No.: 221-942/000-006
Jumper; for conductor entry; 2-way; insulated; blue

Item No.: 221-941
Jumper; for conductor entry; 2-way; insulated; dark gray

Item No.: 221-942
Jumper; for conductor entry; 2-way; insulated; dark gray

1.1.3 Mounting adapter

1.1.3.1 Mounting accessories



Item No.: 221-500/000-006
Mounting carrier; 221 Series - 4 mm²; for DIN-35 rail mounting/screw mounting; blue

Item No.: 221-500/000-053
Mounting carrier; 221 Series - 4 mm²; for DIN-35 rail mounting/screw mounting; dark gray-yellow

Item No.: 221-500
Mounting carrier; 221 Series - 4 mm²; for DIN-35 rail mounting/screw mounting; orange

Item No.: 221-505/000-004
Mounting carrier; for 5-conductor terminal blocks; 221 Series - 4 mm²; for screw mounting; black



Item No.: 221-505
Mounting carrier; for 5-conductor terminal blocks; 221 Series - 4 mm²; for screw mounting; white

Item No.: 221-515/000-004
Mounting carrier; for 5-conductor terminal blocks; 221 Series - 4 mm²; with snap-in mounting foot for horizontal mounting; black

Item No.: 221-515
Mounting carrier; for 5-conductor terminal blocks; 221 Series - 4 mm²; with snap-in mounting foot for horizontal mounting; white




Item No.: 221-525/000-004
Mounting carrier; for 5-conductor terminal blocks; 221 Series - 4 mm²; with snap-in mounting foot for vertical mounting; black



Item No.: 221-525
Mounting carrier; for 5-conductor terminal blocks; 221 Series - 4 mm²; with snap-in mounting foot for vertical mounting; white

Installation Notes

Conductor termination



Strip conductor to 11 mm (0.43 inch).


Pull up an orange lever to open the clamping unit.

Then insert the conductor and push the lever back down, flush with the connector housing.

Compact, lever-operated splicing connectors:
Tool-free connection of fine-stranded conductors from 0.14 ... 4 mm², as well as solid or stranded conductors from 0.2 ... 4 mm² (24 ... 12 AWG).
Safety:
The lever's specially designed rest position reliably prevents accidental unclamping of a connected conductor.
Application safety, for any type of conductor (solid, stranded, fine-stranded), is confirmed by approvals like ENEC or UL.



Application



Wiring fine-stranded conductors in junction boxes.



Custom low-voltage lighting system



Lighting distribution in a ceiling canopy



Pendant light connection in a suspended ceiling