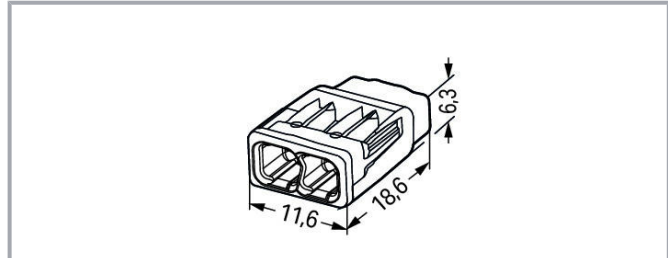



Data sheet | Item number: 2773-402

COMPACT splicing connector; for solid and stranded conductors; max. 4 mm²; 2-conductor; transparent housing; white cover; Surrounding air temperature: max 85°C (T85); 4,00 mm²; transparent

www.wago.com/2773-402



Item description

Advantages:

- Convenient wiring via extremely compact design
- Push-in termination of up to eight solid and stranded conductors
- Conductor range: 0.75 ... 4 mm² "s" and 1.5 ... 4 mm² "st"
- Any combination of conductor sizes is possible
- PUSH WIRE® connection terminates solid ("s+st") copper conductors

Subject to changes. Please also observe the further product documentation!

WAGO GmbH & Co. KG
Hansastr. 27
32423 Minden
Phone: +49571 887-0 | Fax: +49571 887-169
Email: info.de@wago.com | Web: www.wago.com

Do you have any questions about our products?
We are always happy to take your call at +49 (571) 887-44222.



Data

Electrical data

Ratings per IEC/EN

Ratings per	IEC/EN 60998
Nominal voltage (II/2)	450 V
Rated surge voltage (II/2)	4 kV
Rated current	32 A
Legend (ratings)	(II / 2) \triangleq Overvoltage category II / Pollution degree 2

Ratings per UL

Approvals per	UL 486C
Bemessungsspannung UL	600 V
Bemessungsstrom UL	20 A

Connection data

Total number of connection points	2
Total number of potentials	1

Connection 1

Connection technology	PUSH WIRE [®]
Actuation type	Push-in
Connectable conductor materials	Copper
Solid conductor	0.75 ... 4 mm ² / 20 ... 12 AWG
Stranded conductor	1.5 ... 4 mm ² / 18 ... 12 AWG
Conductor diameter	1.6 ... 2 mm / 20 ... 12 AWG
Strip length	13 mm / 0.51 inch
Wiring direction	Side-entry wiring

Physical data

Width	11.6 mm / 0.457 inch
Height	6.3 mm / 0.248 inch
Depth	18.6 mm / 0.732 inch

Subject to changes. Please also observe the further product documentation!

Material data

Note on material data	Information on material data can be found here
Color	transparent
Cover color	white
Flammability class per UL94	V2
Fire load	0.014 MJ
Weight	1.1 g

Environmental requirements


Surrounding air temperature (operation)	+85 °C
Continuous operating temperature	-40 ... +105 °C
Temperature marking per EN 60998	T85

Commercial data


PU (SPU)	1200 (120) Stück
Packaging type	box
Country of origin	DE
GTIN	4055143895408
Customs tariff number	85369010000

Approvals / Certificates

Country specific Approvals

Logo	Approval	Additional Approval Text	Certificate name
	CB DEKRA Certification B.V.	IEC 60998	NL-49187
	KEMA/KEUR DEKRA Certification B.V.	EN 60669	71- 101844

UL-Approvals

Logo	Approval	Additional Approval Text	Certificate name
	UL Underwriters Laboratories Inc.	UL 467	20180215- E201573
	UL_Listed_667F	UL 486C	E69654

Subject to changes. Please also observe the further product documentation!



Underwriters Laboratories Inc.

Downloads

Documentation

Additional Information

Technical Section

pdf
2.2 MB

Download

Technical explanations

Installation Notes

Conductor termination



Strip solid or stranded conductor to 13 mm (0.51 inch).



The transparent housing shows if conductors are fully inserted; within the colored base, a clear port shows if the conductor's strip length is correct. Conductors are correctly stripped if the clear port shows no bare conductor on the unprinted connector side. Picture shows center conductor with exceeded strip length.



Termination: Insert the stripped conductor until it hits the backstop.

Subject to changes. Please also observe the further product documentation!



Removal: Hold solid conductor to be removed and twist alternately left and right while pulling the connector.




Solid conductors are inserted into the connector by simply pushing them in.



Stranded conductors are inserted into the connector by simply pushing them in.

Testing



Testing via test port opposite to conductor entry.

Application



Thanks to their flat and compact design, these connectors are ideal for wiring in flush-mount switch boxes.

Subject to changes. Please also observe the further product documentation!

Data sheet | Item number: 2773-402

www.wago.com/2773-402



With six variants, always have the right connector.

Subject to changes. Please also observe the further product documentation!

WAGO GmbH & Co. KG
Hansastr. 27
32423 Minden
Phone: +49571 887-0 | Fax: +49571 887-169
Email: info.de@wago.com | Web: www.wago.com

Do you have any questions about our products?
We are always happy to take your call at +49 (571) 887-44222.